

GR COROLLA



AWAKEN YOUR INSTINCT

NOW AVAILABLE IN AUTOMATIC OR MANUAL TRANSMISSION



Move your world

AWAKEN YOUR INSTINCT

More intense and even more commanding.

The new 2026 Toyota GR Corolla is an uncompromising combination of tuned-up performance and striking design. Make way as it makes a statement of total dominance on the roads.



GR COROLLA

BORN FROM WRC

GR COROLLA



GR Corolla shown in Emotional Red II

Actual vehicle may vary from image shown.

POWERED TO PERFORM.



GR Corolla shown in Emotional Red II

The GR Corolla is built to test your limits in all aspects. With a precision-tuned suspension, reinforced chassis for razor-sharp stability, and a compact yet ferocious G16E-GTS turbocharged engine delivering heart-pounding torque, every twist and turn becomes a symphony of raw, unfiltered performance.

Enhanced Engine Performance

Take power and performance to the next level with a 1.6-litre turbocharged three-cylinder engine, delivering 300 horsepower and an additional 400Nm, up from the earlier 370Nm. Acceleration will now feel like an instant surge of force adding to its driving thrills.

Engine Model

1.6L Turbocharged

Horsepower

300 PS

Max Torque

400 Nm

Inline 3-cylinder

D-4ST Direct & Port Injection, Turbo

Acceleration

0-100km/h in 5.3s



Actual vehicle may vary from image shown.



8-Speed Gazoo Racing Direct Automatic Transmission with Built-In Launch Control System

Unleash full engine performance with close-ratio gearing and Launch Control that delivers optimal traction and acceleration from standstill, giving you the race-ready feel. Applicable to Auto Transmission only.



6-speed Manual with intelligent Manual Transmission [iMT]

The 6-speed short-shift intelligent Manual Transmission (iMT) delivers seamless gear changes and razor-sharp engine response, ensuring unmatched performance during both upshifts and downshifts.

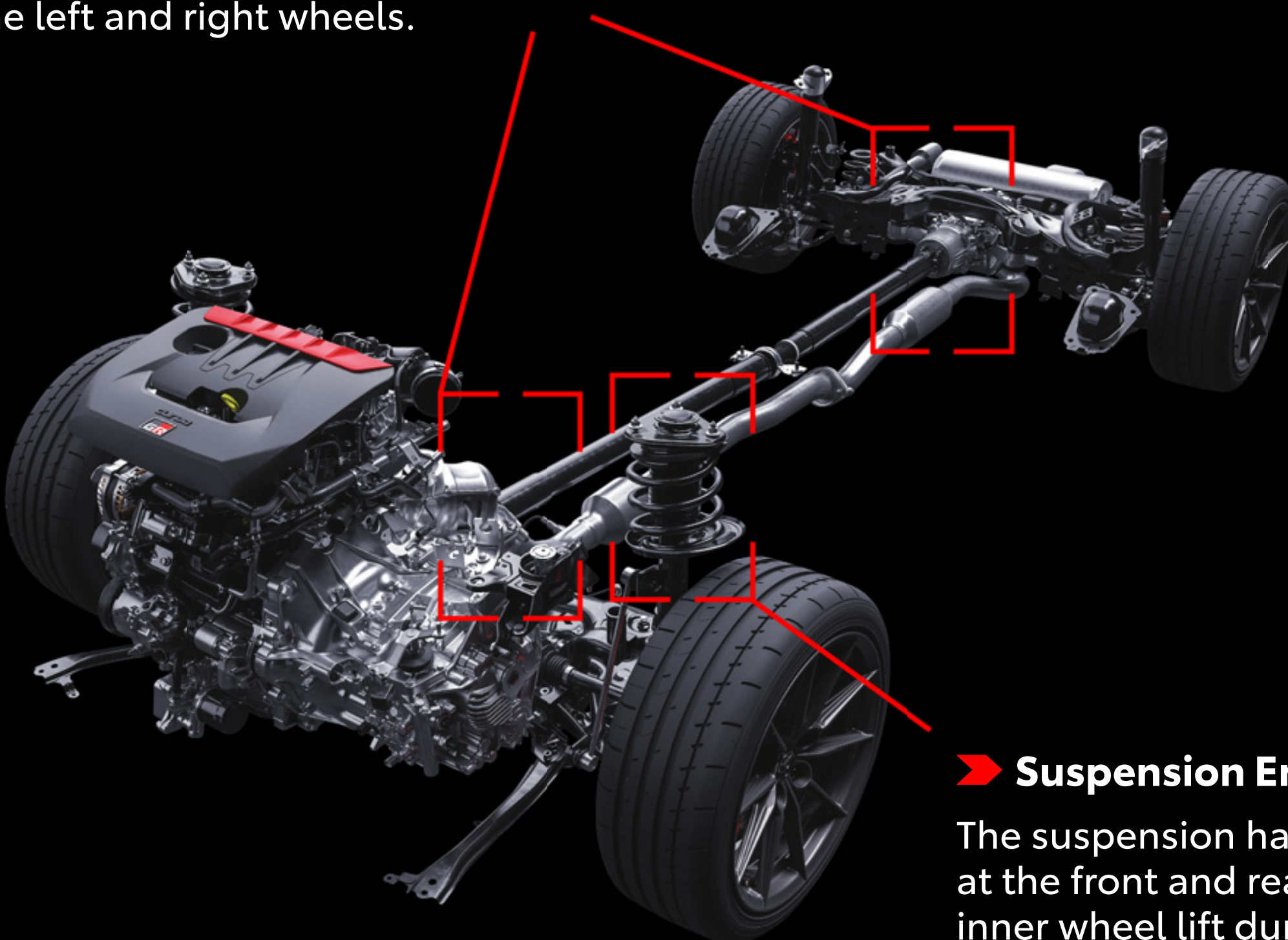
Upgraded GR-Four All-Wheel Drive [AWD]

The car offers three drive modes built for different conditions. NORMAL holds a 60:40 torque split for balanced, everyday agility. GRAVEL locks in a 50:50 setup to maximise grip on low-friction surfaces. TRACK shifts between 60:40 and 30:70, adjusting in real time to your inputs and the car's dynamics for optimal traction.



➤ Torsen™ Slip Differential

Front and rear comes with TORSEN™ limited slip differentials, improving cornering grip and traction while accelerating and braking, and optimally distributing torque to the left and right wheels.



➤ Suspension Enhancement

The suspension has been refined at the front and rear to limit inner wheel lift during cornering, keeping the car more stable and planted through each turn.



DOMINATING PRESENCE.

Designed with form and function in mind, the new GR Corolla's aggressive, unified design combines key aerodynamic and cooling elements, delivering a wide, low stance that enhances airflow efficiency and high-speed stability while projecting a purposeful, performance-driven presence.



Functional Matrix v2 Grille and Improved Sub-Radiator

Improves aerodynamics and cuts through resistance effortlessly. Airflow is channelled more directly to enhance cooling efficiency, ensuring peak cooling performance and maintaining optimal engine temperatures even when pushed to the limit.



Enhanced Cooling Fan Performance

Enhanced cooling fans optimise airflow to ensure precise temperature control, delivering peak performance even in the most demanding driving scenarios. GR Corolla A/T variant exclusive feature Automatic Transmission Fluid (ATF) adopted Water & Air Cooled that maintains optimal ATF temperatures during spirited driving.



Brakes

Ventilated and slotted brake rotors, paired with available four-piston front fixed calipers and two-piston rear fixed calipers, improve heat dissipation and overall braking precision even in intense track conditions.

Widened Front Fender Flares

The GR Corolla's muscular stance is paired with carefully managed airflow, contributing to confident stability and precise controllability.



Triple Exhaust System

The triple exhaust configuration supports a higher output and generates a satisfyingly powerful exhaust sound. An exhaust valve and actuator opens to reduce back pressure when the engine is at high output and generates greater sound at lower engine speeds.



18" Enkei Aluminium Wheels

Featuring a multi-axis spoke designed for lightweight durability and accommodates to handle rough road surfaces.

INDIVIDUALITY IN STYLE.



The interior is designed for the driver to push limits, with a convenient button to switch to Intelligent Manual Transmission (iMT). The GR insignia and aesthetics are reflected across the cabin, adding to its iconic racing appeal and featuring a premium finish.



BRIN NAUB® Semi Bucket Seats

Leather and Ultrasuede seats with red trim, offering the perfect blend of comfort and style.



Cross-sectional shape of the steering wheel takes operability into consideration, enhancing hand fit when driving.



Digital Gauge Cluster

12.3" digital Multi-Information Display (MID) with GR start-up animation, torque distribution, turbo boost pressure, gear shift indicators and more.



Spacious Interior

Plush rear seats with room for 5 to make long rides enjoyable.

TOYOTA SAFETY SENSE 3.0

Advanced suite of safety features that allows you to unleash your drive with a peace of mind.



Pre-collision System [PCS]

Avoids or mitigates frontal collisions by alerting the driver, and automatically applies the brakes to reduce vehicle speed when there is a risk of collision.

Automatic High Beam [AHB]

Auto High Beam (AHB) is available, which automatically turns on the high beam when there are no vehicles ahead.

Road Sign Assist [RSA]

Helps you stay aware of important signs while driving by displaying key information on your dash display.

Blind Spot Monitor [BSM]

Detects vehicles that may be outside your line of sight and provides alerts when changing lanes.

Dynamic Radar Cruise Control [DRCC]

Designed to adjust your speed to maintain a preset distance from the vehicle ahead. On the manual variant, it operates in High-Speed Range for steady highway cruising. The automatic variant offers Full-Speed Range, managing for a more controlled drive.

Lane Departure Alert [LDA]

with **Lane Tracing Assist** [LTA]

Using the camera sensor and millimeter wave radar, LDA helps prevent the vehicle from unintentionally straying from its lane while LTA (Lane Tracing Assist) automatically keeps the car centered. It will sound an alert and apply minor (selectable) steering adjustments to realign the vehicle should it detect the vehicle going off-course.



TOYOTA

Move your world



EXTRA MILE

Toyota prides itself in keeping its cars on the road longer. But beyond its legendary legacy of durability and reliability is the commitment to go the extra mile for every customer. With a comprehensive network of services and facilities across Malaysia to make every Toyota ownership more convenient than ever.

From delivery to your doorstep, holistic car maintenance assistance services, simpler ownership cost management, and much more.

We are more than just an automobile company, we are a mobility company committed to 'Move Your World'.

*A Total of 97 Service Centres Nationwide.
Conveniently located for easy accessibility to quality service and genuine parts.*



Maxcheck

Toyota Quality Service goes the Extra Mile with all the facilities you need to keep your car running at its best.



Insurance Package

Toyota Insurance Package goes the Extra Mile to ensure you're covered, whatever the situation.



Genuine Parts

Toyota Genuine Parts go the Extra Mile for quality, reliability, and higher resale value to bring you peace of mind.



Service Savers

With Toyota Service Savers, we go the Extra Mile so it's easy and more rewarding to keep your new Toyota running at its best.



247 Road Assist

With Toyota 24Seven Road Assist, we go the Extra Mile to keep you safe, back on the road, and moving with Toyota.



Financial Packages

With Toyota Financial Packages, we go the Extra Mile to bring you more financing choices to fit your needs and lifestyle.



Loyal-T

With Loyal-T, we go the Extra Mile to get you more rewarded for enjoying the thrill of the drive with your Toyota.

MAIN SPECIFICATIONS

VARIANT	GR Corolla 1.6 A/T		GR Corolla 1.6 M/T
ENGINE			
Model	G16E-GTS		
Type	Inline 3-Cylinder, DOHC, Intercooler Turbo		
Displacement	cc	1,618	
Bore x Stroke	mm	87.5 x 89.7	
Max. Output	PS / rpm	300 / 6,500	
Max. Torque	Nm / rpm	400 / 3,000 - 5,550	
Fuel Injection	D-4ST Direct & Port Injection		
Recommended Octane Rating	Minimum RON 97		
TRANSMISSION			
Type	8-Speed GR DAT (GAZOO Racing Direct Automatic Transmission)		6-speed Manual with iMT
Drivetrain	GR-FOUR AWD System		
GR FOUR AWD Drive Mode	Normal 60:40 / Gravel 50:50 / Track 60:40-30:70		
Gear Ratio	1st	4.435	3.538
	2nd	2.809	2.238
	3rd	1.933	1.535
	4th	1.497	1.162
	5th	1.266	1.081
	6th	1.000	0.902
	7th	0.793	-
	8th	0.650	-
Final Drive Gear Ratio	Front	3.329	4.058 (1st to 4th) / 3.450 (5th, 6th, Reverse)
	Rear	2.277	
PERFORMANCE			
Acceleration (0-100 km/h)	5.3 Seconds		
Top Speed	km/h	230	
Launch Control	With		Without
ATF Cooler	With		Without
Drive Mode	With (Normal / Eco / Sport)		
Coefficient of Drag	0.35		
CHASSIS			
Suspension	Front	MacPherson Strut with Stabiliser, GR-tuned	
	Rear	Double Wishbone with Stabiliser, GR-tuned	
Brakes	Front	Ventilated & Slotted Disc with 4-piston Monoblock Calipers	
	Rear	Ventilated & Slotted Disc with 2-piston Monoblock Calipers	
Tyres & Rims	235/40R18 YOKOHAMA ADVAN APEX V601, 18" Enkei Aluminium Wheels		
Spare Tyre	Tyre Repair Kit		
Differential	Front / Rear	Torsen® Limited Slip Differential (LSD)	
Steering	Electric Power Steering (EPS)		
MEASUREMENTS			
Overall	Length	(mm)	4,408
	Width	(mm)	1,851
	Height	(mm)	1,479
Wheelbase	(mm)	2,640	
Thread	Front	(mm)	1,589
	Rear	(mm)	1,624
Weight	Kerb	(kg)	1,500
	Gross	(kg)	1,915
Minimum Turning Radius	(m)	5.5	
Fuel Capacity	(Litre)	50	

MAIN SPECIFICATIONS

VARIANT	GR Corolla 1.6 A/T	GR Corolla 1.6 M/T	
EXTERIOR FEATURES			
Headlamps Type	Automatic Bi-LED Projector with LED Turn Signals		
Daytime Running Lights	LED		
Rear Lamps	LED		
Rear Fog Lamp	With LED		
Wipers	Front	Intermittent with Time Adjust	
	Rear	With	
Wing Mirror	Auto Retractable		
Exhaust System	Triple Tailpipes		
Roof	Carbon Fiber Reinforced Plastic (CFRP)		
INTERIOR FEATURES			
Seats	Material / Colour	BRIN NAUB® Semi Bucket Seat with Red Stitching and GR Logo Embroidery	
	Driver	6-way Adjustable	
	Passenger	4-way Adjustable	
Audio System	Type	10" Display Audio	
	Connectivity	Wireless Apple CarPlay & Android Auto	
	Speakers	6 Speakers	
Interior Trim Colour	GR Gun Metallic		
Multi-Information Display (MID)	12.3" Full Digital LCD		
Head up Display	With		
Air Conditioning	Dual Zone Automatic Climate Control		
Smart Entry & Start System	With		
USB C Charging Ports	With		
12v Socket	With		
Wireless Charger	With		
Steering Wheel	3-spoke, Leather-wrapped, Tilt & Telescopic Adjustable with GR Emblem		
Aluminium Foot Pedals	With		
Digital Video Recorder (DVR)	With (Front & Rear)		
Power Window	With (Auto)		
SAFETY			
Toyota Safety Sense 3.0	Pre-collision System (PCS)	With	
	Dynamic Radar Cruise Control (DRCC)	Full Speed Range	High Speed Range
	Lane Departure Alert (LDA)	With	
	Lane Keeping Assist (LKA)	With	
	Lane Tracing Assist (LTA)	With	
	Auto High Beam (AHB)	With	
	Road Sign Assist (RSA)	With	
Blind Spot Monitor (BSM)	With		
Vehicle Stability Control (VSC) & Traction Control (TRC)	With		
Anti-lock Braking System (ABS)	With Electronic Brake-force Distribution (EBD) & Brake Assist (BA)		
Hill-start Assist Control (HAC)	With		
Emergency Stop Signal (ESS)	With		
Reverse Camera	With		
Parking Sensors	With (Front & Rear)		
SRS Airbags	7 (Front, Front Side, Curtain, Driver Knee)		
Seatbelts	Front	3-point ELR x 2 with Pretensioner and Force Limiter	
	Rear	3-point ELR x 2 with Pretensioner and Force Limiter + 3-point ELR x 1	
	Reminder	With (Front & Rear)	
ISOFIX	With (Rear)		


MAIN SPECIFICATIONS

VARIANT	GR Corolla 1.6 A/T	GR Corolla 1.6 M/T
SECURITY		
Security System	With Immobiliser & Alarm	
Toyota Premium Security & Solar Film	With	
OPTIONAL		
Vehicle Telematics System (VTS)	With (including 3 years Free Data Subscription)	

*Functions availability may vary depending on smartphones. For details, please contact your nearest Toyota showroom.




Precious Metal (1L5)



Super White II (040)



Emotional Red II (3U5)



Black (202)

Actual vehicle colour may vary from image above.

- UMW Toyota Motor reserves the right to alter any details of specifications and equipment without notice.
- Details of specifications and equipment are also subject to change to suit local conditions and requirements.
- Vehicle and specifications in this catalogue may vary from models available locally.
- Vehicle body and accessory colours might differ from the printed photos in this catalogue.
- All images used are for illustrative purposes.



5 years warranty from the date of first registration with unlimited mileage. Terms and Conditions apply.

— | Follow us! | —

